

114

113

ATR Video Access

Ed Clausen

Racevideoproductions.com

19.0


17.6

Video Access

- For the first time every video that is taken of the Nashoba ATR races will be available for download free of charge (this year only)
- Individual videos of both runs will be available along with the video of the complete race*.
- Individual race videos will be in Windows WMV format. The complete race will be available in WMV format and in the full resolution AVI format.

*If the video was shown in the Outlook after the race then the video should be available for download. Technical difficulties occasionally occur with the video capture process. If the video did not show in the Outlook after the race it will not be available for download.

Video files will be available on a Citrix ShareFile Server. The file server is a web based file sharing system that is compatible with all internet browsers. When you click on the link at the end of the instructions you will see the login screen below. Once you have successfully gotten to the login screen save the page in your favorites

The image shows the login interface for Citrix ShareFile. At the top center is the ShareFile logo, which consists of a green stylized 'S' above the text 'ShareFile'. Below the logo are two input fields: 'Username' and 'Password'. A green 'Log In' button is positioned below the password field. Underneath the button is a checkbox labeled 'Remember me'. A link for 'Forgot password?' is located below the checkbox. At the bottom center of the page is the Citrix logo.

ShareFile

Username

Password

Log In

Remember me

[Forgot password?](#)

CITRIX

The same login and password will be used by everyone.

The username is: skier@racevideoproductions.com.

The password is : Nashoba2017.

If you click the Remember me box you will not have to type that username again

The image shows a screenshot of the ShareFile login page. At the top center is the ShareFile logo, which consists of a green stylized 'S' above the text 'ShareFile'. Below the logo, the text 'Username: skier@racevideoproductions.com' is displayed. Underneath this, there is a light gray input field containing the same email address. Below the username field is another light gray input field labeled 'Password'. A prominent green button with the text 'Log In' is positioned below the password field. At the bottom left of the form area, there is a checked checkbox followed by the text 'Remember me'. At the bottom center, there is a blue underlined link that says 'Forgot password?'. The background of the page is light gray with a subtle pattern of curved lines.

**The password is:
Nashoba2017**

Click the Login In button
once the password is
entered

This is the view you will see once you have successfully logged in. It shows only one folder, ATR_2016 at this level. It is the only folder you can access. The Home button doesn't do anything. The Apps will take you to an App page but don't install any apps. The Help is only for setting up this file share system and not help for the race videos. The Search will not work on the video files, but can search for file names. You will be automatically logged out after 30min of inactivity or you can use the Log Out button.

Citrix ShareFile

There are Apps that can be downloaded to eliminate the login process, but I would not recommend using any of the apps. They are designed for a small number of files. You don't want the 200+ race video files synced to your computer every time there is an upload.

Help Apps Log Out

- Dashboard
- Folders
- Shared Folders
- Favorites
- Feedback and Approval
- Inbox

Folders			
Title ▲	Size	Uploaded	Creator
☆ ATR_2016	202 GB	1/8/16	E. Clausen
☆ ATR_2017	22 GB	12/28/16	E. Clausen



Click on the ATR_2017 folder icon to access the video files. 2016 files are also available

Don't make any folder or file a "Favorite". It will just show up in the Favorite Folders and that has no use. When users have their own email login then they can tag things as favorite.


This shows the directory structure. The folder name is the date of the race, i.e 20160105 is the race on Tuesday, January 5, 2016. Click on the folder icon of the race videos you want to access. The 2017 files are organized the same way.


Citrix **ShareFile**


[Help](#) [Log Out](#)

[Advanced Search](#)

[Home](#) [Apps](#)



 **Shared Folders**









 **Favorite Folders**

 **Inbox** ▾

More Options ▾

 **ATR_2016** ▾

View:  

<input type="checkbox"/>			Title ▲	Size	Uploaded	Creator
<input type="checkbox"/>			20160105_Tue	6 GB	1/9/16	E. Clausen
<input type="checkbox"/>			20160106_Wed	7 GB	1/9/16	E. Clausen
<input type="checkbox"/>			20160107_Thur	0 B	1/9/16	E. Clausen

Email me when a file is: Uploaded to this folder

DO NOT click the Email me when a file is upload to this folder box on any of the file folder or video file listings. That is for next year when users will have their own login email address.

This shows the individual race video files in this folder. They are named by bib number on blue and red course and 1st or 2nd run. You have to scroll down to see more video files.

<input type="checkbox"/>		Title ▲	Size	Uploaded	Creator
<input type="checkbox"/>		BIB_2_115_Run_1.wmv	3 MB	2:10PM	E. Clausen
<input type="checkbox"/>		BIB_3_4_Run_2.wmv	2 MB	2:10PM	E. Clausen
<input type="checkbox"/>		BIB_3_6_Run_2.wmv	3 MB	2:10PM	E. Clausen
<input type="checkbox"/>		BIB_3_18_Run_2.wmv	2 MB	2:10PM	E. Clausen
<input type="checkbox"/>		BIB_4_3_Run_1.wmv	3 MB	2:10PM	E. Clausen
<input type="checkbox"/>		BIB_5_6_Run_2.wmv	2 MB	2:10PM	E. Clausen
<input type="checkbox"/>		BIB_6_5_Run_1.wmv	4 MB	2:10PM	E. Clausen
<input type="checkbox"/>		BIB_7_8_Run_2.wmv	3 MB	2:10PM	E. Clausen
<input type="checkbox"/>		BIB_8_7_Run_1.wmv	4 MB	2:10PM	E. Clausen

Click the video file(s) you want to download. You can make multiple selections. Once all files are selected click the Download button. The individual race videos only take a few minutes to download, depending on your internet connection speed. When you select more than one file the selection will be saved as a Zip file. The Zip file will take longer to download.

Citrix ShareFile

Home Apps

Shared Folders ATR_2016 ▶ 20160105

Favorite Folders 20160105

Inbox

More Options

Download Copy

	Title	Size	Uploaded	Creator
<input type="checkbox"/>	BIB_2_115_Run_1.wmv	3 MB	2:10PM	E. Clausen
<input type="checkbox"/>	BIB_3_4_Run_2.wmv	2 MB	2:10PM	E. Clausen
<input type="checkbox"/>	BIB_3_6_Run_2.wmv	3 MB	2:10PM	E. Clausen
<input type="checkbox"/>	BIB_3_18_Run_2.wmv	2 MB	2:10PM	E. Clausen
<input type="checkbox"/>	BIB_4_3_Run_1.wmv	3 MB	2:10PM	E. Clausen
<input checked="" type="checkbox"/>	BIB_5_6_Run_2.wmv	2 MB	2:10PM	E. Clausen
<input checked="" type="checkbox"/>	BIB_6_5_Run_1.wmv	4 MB	2:10PM	E. Clausen
<input type="checkbox"/>	BIB_7_8_Run_2.wmv	3 MB	2:10PM	E. Clausen
<input type="checkbox"/>	BIB_8_7_Run_1.wmv	4 MB	2:10PM	E. Clausen
<input type="checkbox"/>	BIB_9_10_Run_2.wmv	3 MB	2:10PM	E. Clausen

Do you want to open or save 20160105.zip (6.15 MB) from storage-ec2-8.sharefile.com?

Open Save Save and open

For Windows Internet Explorer (IE) you will be shown the prompt above. You should click on the SaveAs and then the prompt will give you a navigation screen to select the place to store the video.



Home Apps

<input type="checkbox"/>			BIB_100_95_Run_1.wmv	3 MB	2:04PM	E. Clausen
<input type="checkbox"/>			BIB_101_102_Run_2.wmv	5 MB	2:04PM	E. Clausen
<input type="checkbox"/>			BIB_101_104_Run_2.wmv	4 MB	2:04PM	E. Clausen
<input type="checkbox"/>			BIB_102_101_Run_1.wmv	4 MB	2:04PM	E. Clausen
<input type="checkbox"/>			BIB_104_2_Run_2.wmv	3 MB	2:04PM	E. Clausen
<input type="checkbox"/>			BIB_104_4_Run_2.wmv	3 MB	2:04PM	E. Clausen
<input type="checkbox"/>			BIB_104_101_Run_1.wmv	4 MB	2:04PM	E. Clausen
<input type="checkbox"/>			BIB_114_113_Run_1.wmv	2 MB	2:04PM	E. Clausen
<input type="checkbox"/>			BIB_116_115_Run_1.wmv	3 MB	2:04PM	E. Clausen
<input type="checkbox"/>			BIB_999_55_Run_1.wmv	4 MB	2:04PM	E. Clausen
<input type="checkbox"/>			Tuesday.avi	5 GB	4:13PM	E. Clausen
<input type="checkbox"/>			Tuesday_WM9.wmv	374 MB	2:10PM	E. Clausen

Email me when a file is: Uploaded to this folder

The entire race video is available in both a compressed WMV format or the full resolution AVI file that is used to display the videos in the Outlook. The WMV file will take a few 10s of minutes to download, but the 5 or 6GB AVI file will take an hour or more, depending on your internet connection speed. The full race videos are at the bottom of the file listing. They have the name of day of the week. Be sure if you download the same night on different weeks you don't overwrite another week's file.

Generally race videos will be uploaded and available within 2 days after the race. Any issues with the videos or using this website contact me at eclausenx@gmail.com. A lot of the software is new this year which is why the service is free.

Citrix ShareFile Help Log Out

Advanced Search

Home Apps

Shared Folders **ATR_2016** ⌵

Favorite Folders

Inbox ⌵

More Options ⌵

<input type="checkbox"/>	Title ▲	Size	Uploaded	Creator
<input type="checkbox"/>	☆ 📁 20160105	6 GB	1:04PM	E. Clausen
<input type="checkbox"/>	☆ 📁 20160106	889 MB	1:43PM	E. Clausen
<input type="checkbox"/>	☆ 📁 20160107	0 B	2:11PM	E. Clausen

View: ☰ ⋮

Email me when a file is: Uploaded to this folder


The size of the folder will indicate the state of the upload process. Folders of 5GB or larger are completely uploaded.

Access to the site

To access the file server click on the hyperlink below or copy the URL into your browser address bar.

Login URL: <https://racevideoproductions.sharefile.com>

**The password is:
Nashoba2017**

The image shows the ShareFile login page. At the top center is the ShareFile logo, which consists of a green stylized 'S' above the text 'ShareFile'. Below the logo is a login form with two input fields: the first contains the email address 'skier@racevideoproductions.com' and the second is labeled 'Password'. Below these fields is a green 'Log In' button. Underneath the button is a checkbox labeled 'Remember me' which is checked. At the bottom of the form is a link that says 'Forgot password?'.